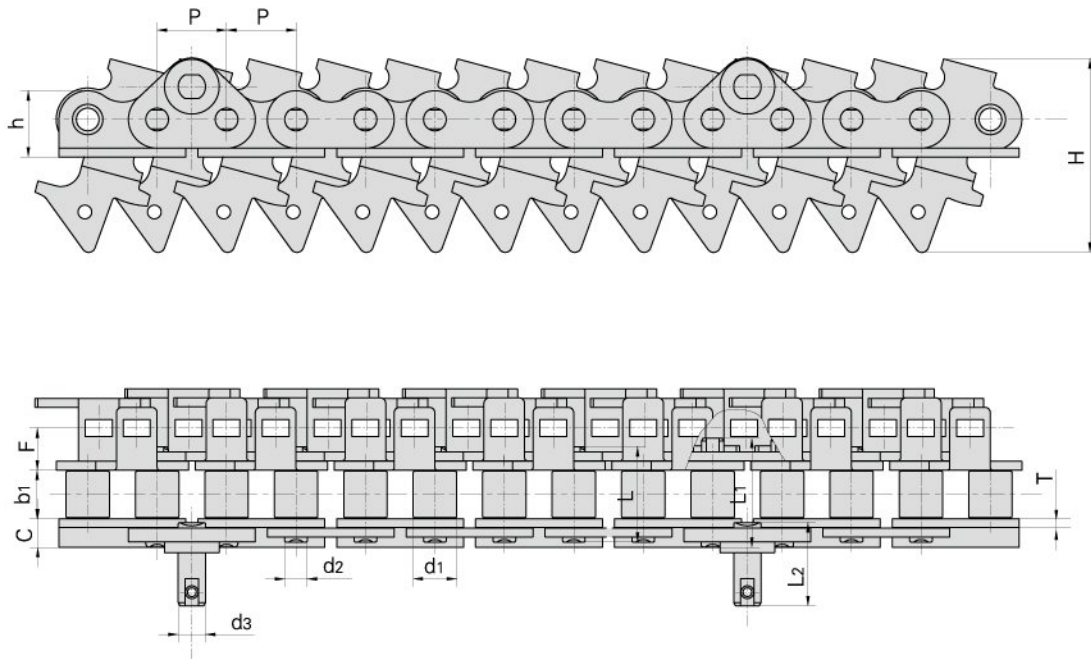
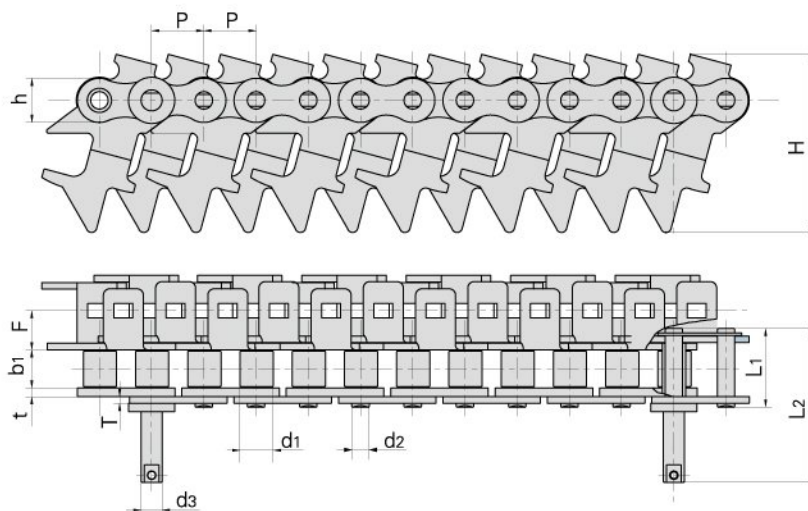


## Conveyor chains for metal decorating system

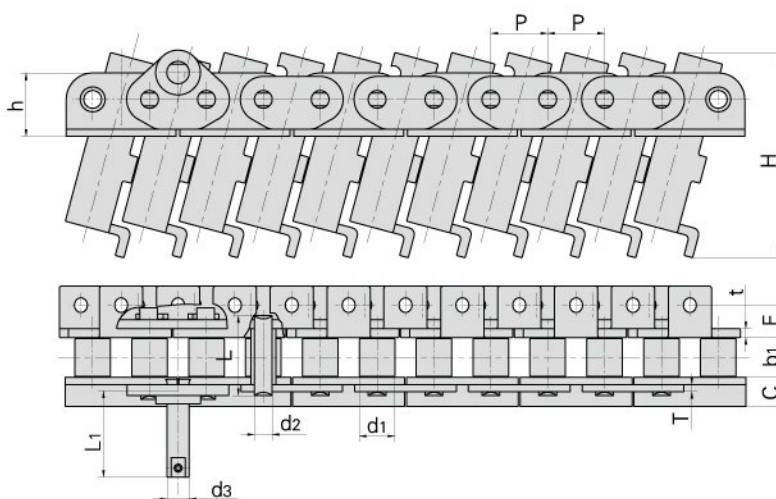


Chain No.	Pitch	Roller diameter	Width between inner plates	Pin diameter			Pin length			Plates dimension		Assembly dimension			Ultimate tensile strength
	P	d1 max	b1 min	d2 max	d3 max	L max	L1 max	L2 max	h	T	H	F	C	Q min	
	mm	mm	mm	mm	mm	mm	mm	mm	mm	mm	mm	mm	mm	kN/LB	
16BF10	25.4	15.88	19.0	8.28	10.0	36.1	41.0	43.1	23.9	3.1	70.5	15.5	10.15	40.0/9090	
16BF27	25.4	15.88	19.0	8.28	10.0	36.1	41.0	43.1	23.9	3.1	85.0	17.0	10.15	40.0/9090	

## Conveyor chains for metal decorating system

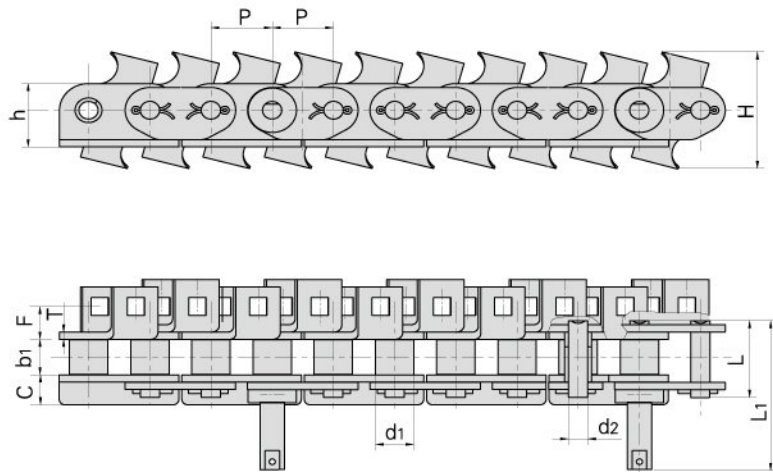


Chain No.	Pitch	Roller diameter	Width between inner plates	Pin diameter		Pin length		Plate dimension			Assembly dimension		Ultimate tensile strength
	P	d1 max	b1 min	d2 max	d3 max	L1 max	L2 max	h	T	t	H	F	Q min
	mm	mm	mm	mm	mm	mm	mm	mm	mm	mm	mm	mm	kN/LB
16BF12	25.4	15.88	18.0	8.28	10.0	37.4	73.2	21.0	3.1	4.15	85.0	18.5	40.0/9090

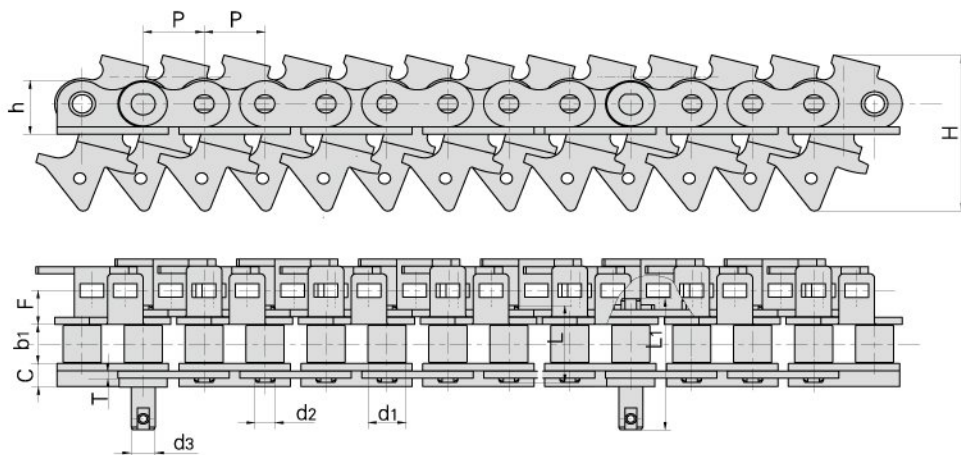


Chain No.	Pitch	Roller diameter	Width between inner plates	Pin diameter		Pin length		Plate dimension			Assembly dimension		Ultimate tensile strength	
	P	d1 max	b1 min	d2 max	d3 max	L	L1	h	T	t	H	F	C	Q min
	mm	mm	mm	mm	mm	mm	mm	mm	mm	mm	mm	mm	mm	kN/LB
16AF18	25.4	15.88	17.00	7.92	10.0	36.2	48.6	28.3	3.25	4.0	92.0	14.7	13.0	40.0/9090

## Conveyor chains for metal decorating system



Chain No.	Pitch	Roller diameter	Width between inner plates	Pin diameter	Pin length		Plate dimension		Assembly dimension			Ultimate tensile strength
	P	d1 max	b1 min	d2 max	L	L1	h	T	H	F	C	Q min
	mm	mm	mm	mm	mm	mm	mm	mm	mm	mm	mm	kN/LB
16AF7	25.4	15.88	15.75	7.92	36.5	67.9	28.3	3.25	59.1	13.5	13	40.0/9090



Chain No.	Pitch	Roller diameter	Width between inner plates	Pin diameter		Pin length		Plate dimension		Assembly dimension			Ultimate tensile strength
	P	d1 max	b1 min	d2 max	d3 max	L	L1	h	T	H	F	C	Q min
	mm	mm	mm	mm	mm	mm	mm	mm	mm	mm	mm	mm	kN
16AF27	25.4	15.88	15.75	7.92	10.0	32.7	75.2	28.3	3.25	71.0	14.6	13.0	40.0