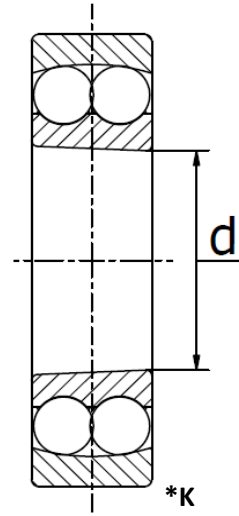
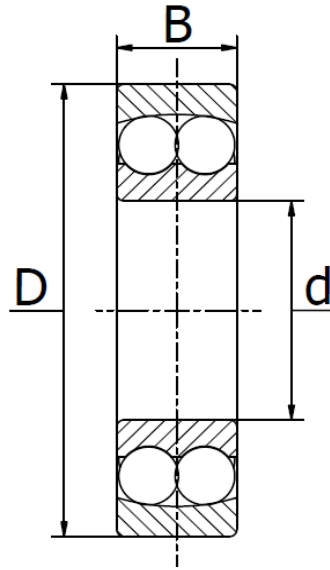
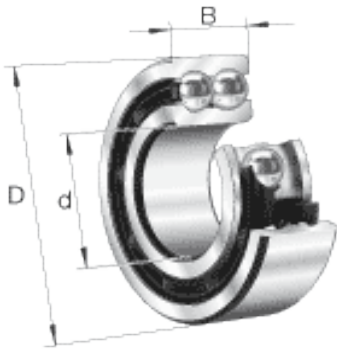


2300(K) Serie - Self aligning Ball Bearings

Self aligning double row ball bearings with cylindrical and conical (suffix "K") bores.



Item No.	Dimensions (mm)			Basic Load Ratings (N)		Speed (1/min)		Mass (kg)
	d	D	B	Dynamic C_r	Static C_{0r}	Limiting	Reference	approx.
2302	15	42	17	17.000	3.700	18.000	20.000	0,111
2303	17	47	19	13.900	3.150	17.000	19.000	0,155
2304	20	52	21	17.600	4.250	16.000	18.000	0,206
2305	25	62	24	25.000	6.500	13.000	15.000	0,335
2306	30	72	27	32.500	8.700	10.000	14.000	0,488
2307	35	80	31	40.500	11.100	9.000	13.000	0,975
2308	40	90	33	46.000	13.400	8.000	12.000	0,922
2309	45	100	36	55.000	16.500	7.000	11.000	1,220
2310	50	110	40	66.000	19.900	6.300	10.000	1,640
2311	55	120	43	77.000	23.800	5.600	9.500	2,070
2312	60	130	46	89.000	28.000	5.000	8.500	2,580
2313	65	140	48	98.000	32.000	4.800	8.000	3,230
2314	70	150	51	112.000	37.000	6.300	7.500	4,380
2315	75	160	55	124.000	42.000	6.000	7.000	5,330
2316	80	170	58	139.000	48.500	5.600	6.300	6,310
2317	85	180	60	143.000	51.000	5.300	6.000	7,350
2318	90	190	64	156.000	57.000	5.000	5.600	8,780
2319	95	200	67	167.000	63.000	4.800	5.300	10,200
2320	100	215	73	196.000	78.000	4.500	5.000	12,900
2322	110	240	80	221.000	94.000	4.300	4.500	18,100