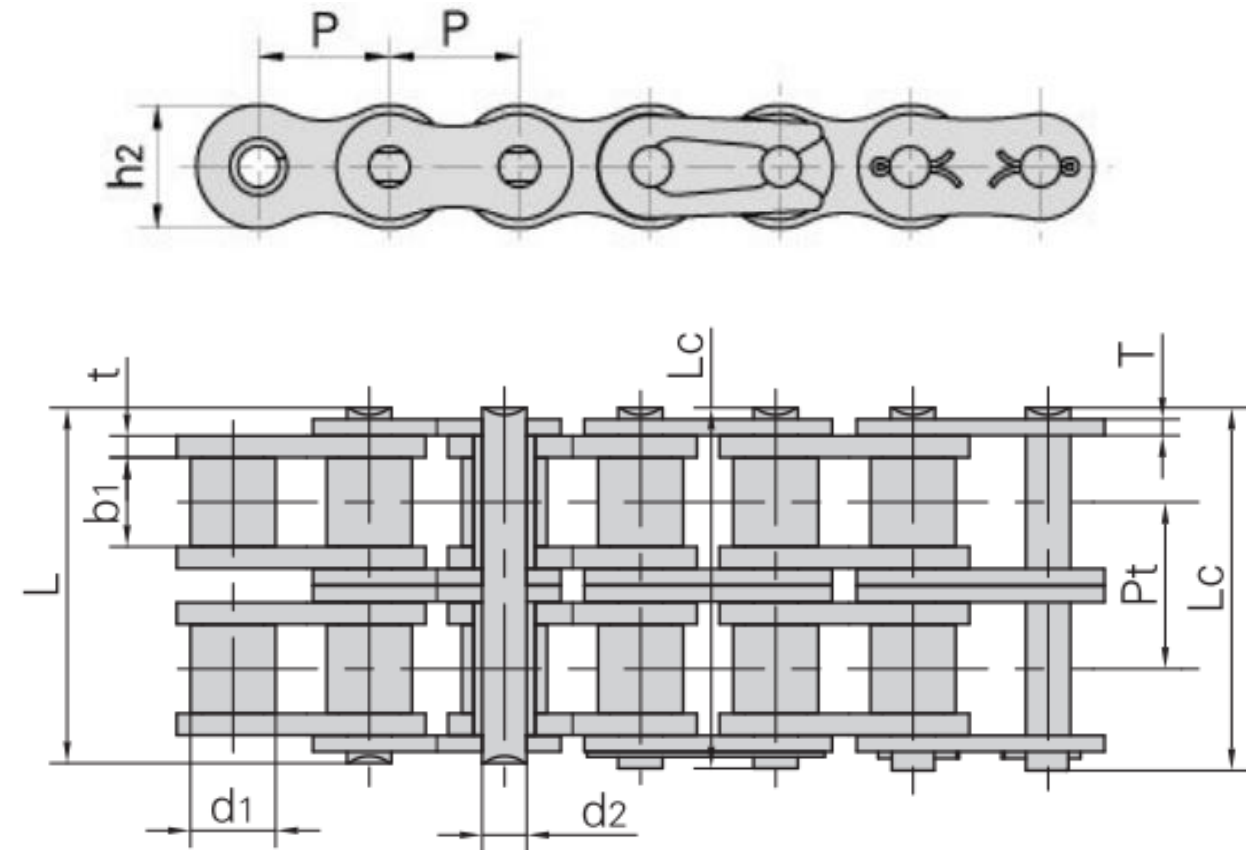
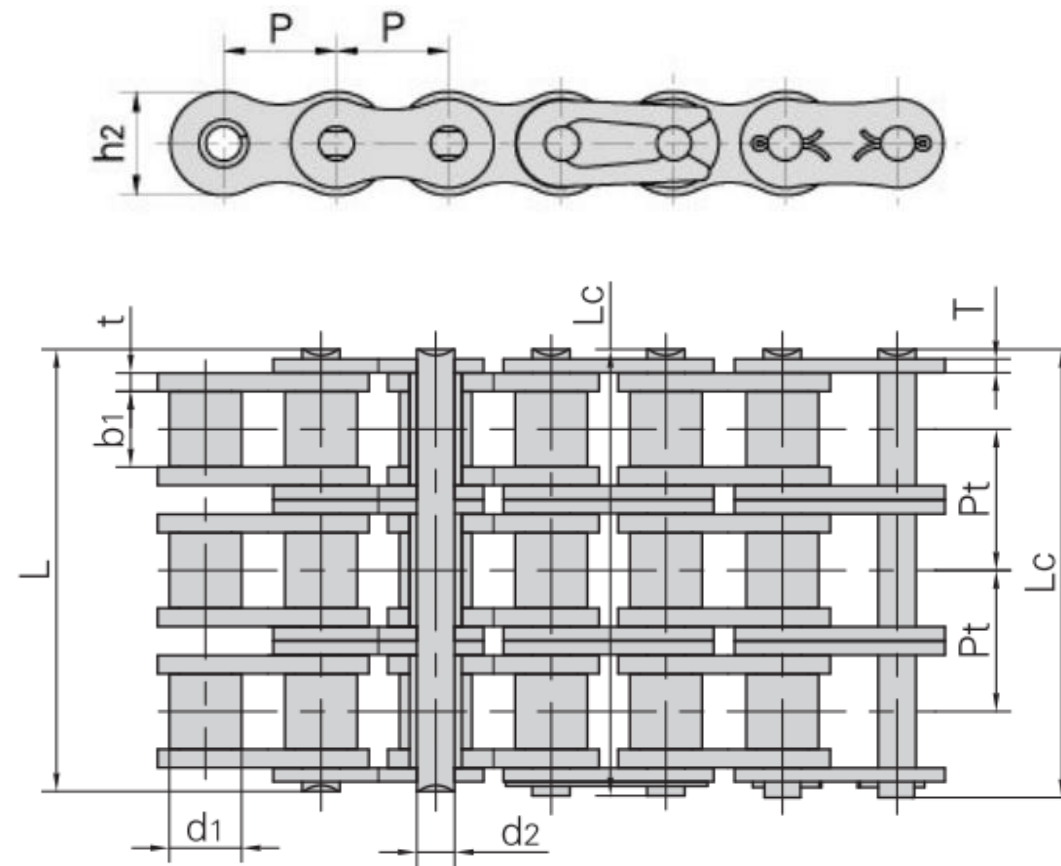


DIN/ISO Chain No.	ANSI Chain No.	Pitch (mm)	Roller Diameter (mm)	Width between inner plates (mm)	Pin Diameter (mm)	Pin Length (mm)	Inner plate depth (mm)	Plate thickness (mm)	Transverse pitch (mm)	Ultimate tensile strength Q _{min} (kN/LB)	Average tensile strength Q ₀ (kN)	Weight pr. meter q (kg/m)	
		P	d _{1max}	b _{1min}	d _{2max}	L _{max}	LC _{max}	h _{2max}	T _{max}	Pt			
	*35H-1	9,525	5,08	4,77	3,58	13,3	14,3	9,00	1,50	-	7,9/1795	10,8	0,41
08AH-1	40H-1	12,700	7,95	7,85	3,96	18,8	19,9	12,00	2,03	-	14,1/3205	19,1	0,82
10AH-1	50H-1	15,875	10,16	9,40	5,08	22,1	23,4	15,09	2,42	-	22,2/5045	30,2	1,25
12AH-1	60H-1	19,050	11,91	12,57	5,94	29,2	31,0	18,00	3,25	-	31,8/7227	42,7	1,87
16AH-1	80H-1	25,400	15,88	15,75	7,92	36,2	37,7	24,00	4,00	-	56,7/12886	71,4	3,10
20AH-1	100H-1	31,750	19,05	18,90	9,53	43,6	46,9	30,00	4,80	-	88,5/20114	112,4	4,52
24AH-1	120H-1	38,100	22,23	25,22	11,10	53,5	57,5	35,70	5,60	-	127,0/28864	160,9	6,60
28AH-1	140H-1	44,450	25,40	25,22	12,70	57,6	62,2	41,00	6,40	-	172,4/39182	217,3	8,30
32AH-1	160H-1	50,800	28,58	31,55	14,27	68,2	73,0	47,80	7,20	-	226,8/51545	285,8	10,30
36AH-1	180H-1	57,150	35,71	35,48	17,46	75,9	81,6	53,60	8,00	-	281,0/63863	341,8	14,83
40AH-1	200H-1	63,500	39,68	37,85	19,85	86,6	93,5	60,00	9,50	-	353,8/80409	444,5	19,16
48AH-1	240H-1	76,200	47,63	47,35	23,81	109,6	115,9	72,30	12,70	-	510,3/115977	622,5	30,40

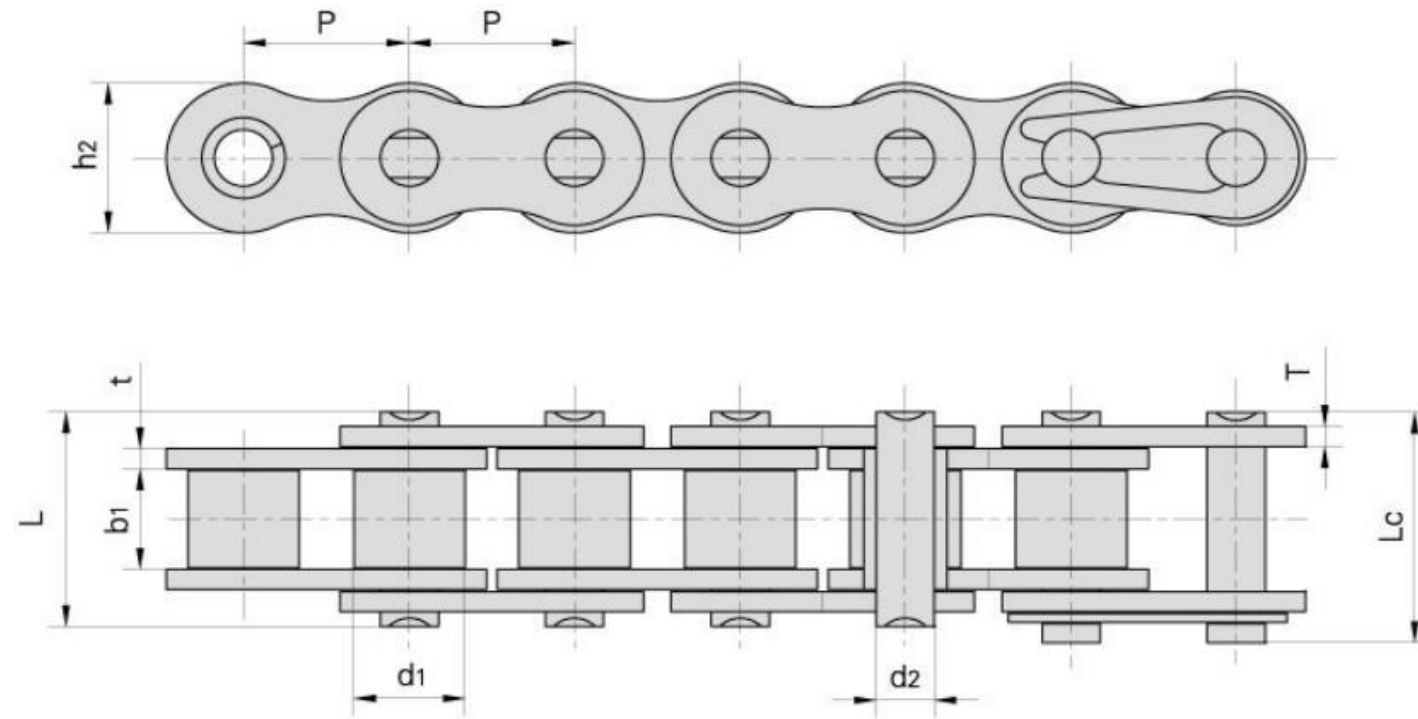
*Bushing chain: d1 in the table indicate the external diameter of the bushing



DIN/ISO Chain No.	ANSI Chain No.	Pitch (mm)	Roller Diameter (mm)	Width between inner plates (mm)	Pin Diameter (mm)	Pin Length (mm)	Inner plate depth (mm)	Plate thickness (mm)	Transverse pitch (mm)	Ultimate tensile strength Q _{min} (kN/LB)	Average tensile strength Q ₀ (kN)	Weight pr. meter q (kg/m)
		P	d _{1max}	b _{1min}	d _{2max}	L _{max}	LC _{max}	h _{2max}	T _{max}	Pt		
12AH-2	60H-2	19,050	11,91	12,57	5,94	55,3	57,1	18,00	3,25	26,11	63,6/13355	3,71
16AH-2	80H-2	25,400	15,88	15,75	7,92	68,8	70,3	24,00	4,00	32,59	113,4/25773	6,15
20AH-2	100H-2	31,750	19,05	18,90	9,53	82,7	86,0	30,00	4,80	39,09	177,0/40227	9,03
24AH-2	120H-2	38,100	22,23	25,22	11,10	102,4	106,4	35,70	5,60	48,87	254,0/57727	13,13
28AH-2	140H-2	44,450	25,40	25,22	12,70	109,8	114,4	41,00	6,40	52,20	344,8/78364	16,60
32AH-2	160H-2	50,800	28,58	31,55	14,27	130,1	134,9	47,80	7,20	61,90	453,6/103091	20,20
40AH-2	200H-2	63,500	39,68	37,85	19,85	164,9	171,8	60,00	9,50	78,31	707,6/160818	38,11



Chain No.	ANSI Chain No.	Pitch (mm)	Roller Diameter (mm)	Width between inner plates (mm)	Pin Diameter (mm)	Pin Length (mm)		Inner plate depth (mm)	Plate thickness (mm)	Transverse pitch (mm)	Ultimate tensile strength Q _{min} (kN/LB)	Average tensile strength Q ₀ (kN)	Weight pr. meter q (kg/m)
		P	d _{1max}	b _{1min}	d _{2max}	L _{max}	LC _{max}	h _{2max}	T _{max}	Pt			
12AH-3	60H-3	19,050	11,91	12,57	5,94	81,4	83,2	18,00	3,25	26,11	95,4/21682	113,9	5,54
16AH-3	80H-3	25,400	15,88	15,75	7,92	101,4	102,9	24,00	4,00	32,59	170,2/38659	203,5	9,42
20AH-3	100H-3	31,750	19,05	18,90	9,53	121,8	125,1	30,00	4,80	39,09	265,5/60341	314,8	12,96
24AH-3	120H-3	38,100	22,23	25,22	11,10	151,2	155,2	35,70	5,60	48,87	381,0/86591	444,7	19,64
28AH-3	140H-3	44,450	25,40	25,22	12,70	162,0	166,6	41,00	6,40	52,20	517,2/117545	598,4	24,90
32AH-3	160H-3	50,800	28,58	31,55	14,27	192,0	196,8	47,80	7,20	61,90	680,4/154636	787,3	30,10
40AH-3	200H-3	63,500	39,68	37,85	19,85	243,2	250,1	60,00	9,50	78,31	1061,4/241227	1228,2	57,06



Chain No.	Pitch (mm)	Roller Diameter (mm)	Width between inner plates (mm)	Pin Diameter (mm)	Pin Length (mm)		Inner plate depth (mm)	Plate thickness (mm)	Ultimate strength Q _{min}	tensile Avarage strength	tensile Q ₀	Weight pr. meter q
	P	d _{1max}	b _{1min}	d _{2max}	L _{max}	L _{cmax}	h _{2max}	t/T _{max}	kN/LB	kN		kg/m
04BH	6,000	4,00	2,80	1,85	8,4	9,4	5,00	0,90	5,0/1136	-		0,14
*06BH	9,525	6,35	5,72	3,58	14,4	15,4	8,20	1,60	11,25/2557	-		0,51
08BH	12,700	8,51	7,85	4,45	18,8	19,9	11,80	2,03	20,6/482	-		0,79
10BH	15,875	10,16	9,65	5,08	20,2	21,6	14,70	1,85	25,0/5681	-		1,03
12BH	19,050	12,07	11,68	5,94	25,2	26,8	16,00	2,42	40,0/9091	-		1,45
12BV	19,050	12,07	11,68	6,10	24,5	26,5	16,00	2,42	36,0/8182	-		1,43
12BHF1	19,050	12,07	11,68	6,10	25,0	27,2	16,50	2,50	44,0/10000	-		1,46
12BHF2	19,050	12,07	13,50	5,72	28,8	30,3	16,50	2,80	35,0/7954	-		1,71
16BH	25,400	15,88	17,02	8,90	35,7	38,9	24,10	4,0/3,1	80,0/18182	-		3,11
24BH	38,100	25,40	25,40	14,63	58,6	63,4	36,20	7,5/6,0	225,0/51136	-		9,00
24BHF2	38,100	25,40	25,40	14,63	57,8	62,2	37,00	7,2/6,0	225,4/51227	-		9,10

*straight side plates