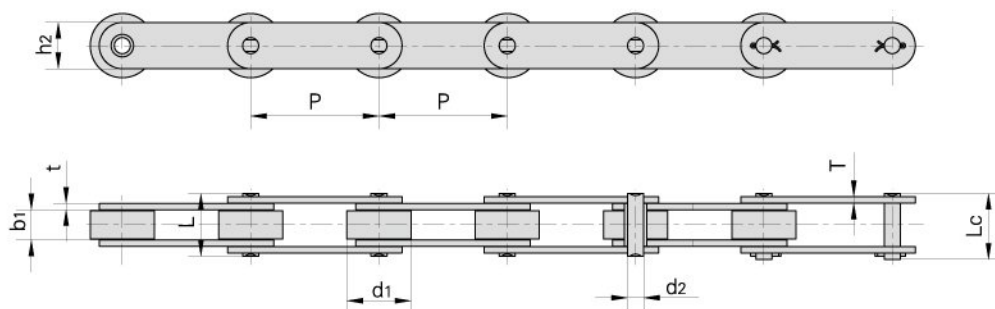


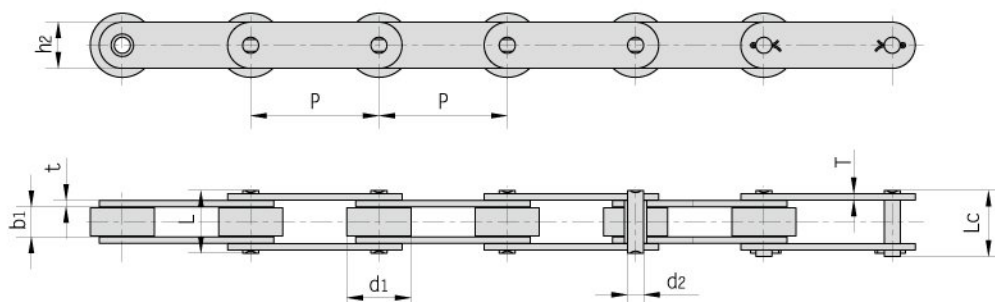
Conveyor chains



Chain No.	Pitch	Roller diameter	Width between inner plates	Pin diameter	Pin length		Inner plate depth	Plate thickness	Ultimate tensile strength	Average tensile strength	Weight per meter
	P	d1 max	b1 min	d2 max	L max	Lc max	h2 max	t/T max	Q min	Q0	q
	mm	mm	mm	mm	mm	mm	mm	mm	kN/LB	kN	kg/m
P15.875	15.875	12.70	11.00	3.66	18.70	19.90	8.00	0.60	3.0/674	3.3	0.80
P19.05F1	19.050	11.91	9.90	5.72	26.00	28.60	17.00	3.00	30.0/6750	33.0	1.84
P19.05F5	19.050	14.20	12.70	7.10	29.50	31.70	19.00	3.25	30.0/6744	33.0	2.47
P19.05F6	19.050	14.24	12.72	7.80	31.50	31.50	18.80	4.00/3.10	58.8/13218	64.7	2.67
*P20F1	20.000	12.00	16.00	6.00	32.10	34.50	18.00	3.00	35.5/7986	39.1	2.11
P22	22.000	14.00	14.00	8.00	37.00	40.00	40.00	5.00/4.00	40.0/9000	44.0	4.10
P25F4	25.000	15.00	18.00	7.00	34.50	37.50	21.00	3.00	45.0/10116	49.5	2.55
P25.4F5	25.400	14.00	12.70	7.50	30.00	33.00	22.50	3.50/3.00	50.0/112450	55.0	2.47
P25.4F8	25.400	12.70	12.70	7.00	28.50	30.50	20.80	3.00	45.0/10116	49.5	1.89
P25.4F9	25.400	14.00	12.70	7.00	28.50	30.50	19.70	3.00	45.0/10116	49.5	1.88
*P30	30.000	15.88	17.02	8.28	35.60	38.70	20.00	3.50/3.00	60.0/13500	66.0	2.35
*P30F1	30.000	15.88	9.70	8.28	24.80	65.50	22.00	3.10/2.50	45.0/10123	49.5	1.87
*P35F4	35.000	18.00	18.00	8.28	35.40	38.30	24.00	3.00	60.0/13500	66.0	2.51
P35F7	35.000	22.00	22.00	11.00	45.00	50.30	31.00	4.50	84.0/18883	92.4	4.82
P38.1F11	38.110	25.40	21.50	12.00	40.00	43.90	35.00	3.00	70.0/15750	77.0	5.18
P38.1F17	38.100	25.40	23.00	12.00	41.50	46.00	35.00	3.00	70.0/15736	77.0	5.25
P38.1F19	38.100	25.40	22.00	12.00	40.00	43.90	35.00	3.00	70.0/15736	77.0	5.18
P41F1	41.000	19.05	26.90	10.19	44.10	48.50	27.00	3.00	50.0/11240	55.0	2.87
P41.3F6	41.300	16.00	10.00	9.00	27.00	30.00	21.00	3.00	40.0/9000	44.0	1.80
P41.3F4	41.300	16.00	12.00	9.00	26.30	29.80	22.00	2.00	45.0/10116	49.5	1.72
P41.3F11	41.300	16.00	10.00	9.00	26.00	29.50	21.00	3.00	40.0/8992	44.0	1.79
P41.3F12	41.300	16.00	7.80	9.00	21.00	24.00	21.00	2.03	26.7/6002	29.4	1.29
P41.3F13	41.300	16.00	16.00	9.00	33.00	36.50	21.00	3.00	40.0/8992	44.0	2.00
P41.4F2	41.400	15.88	20.40	9.00	38.00	41.50	26.00	3.00	50.0/11240	55.0	2.29
P42	42.010	22.23	25.40	11.10	—	55.25	28.50	4.80	100.0/22496	110.0	5.36
P42F1	42.010	22.23	25.40	11.10	50.30	54.30	28.50	4.80	90.0/20456	99.0	5.26

* "∞" sharp plates

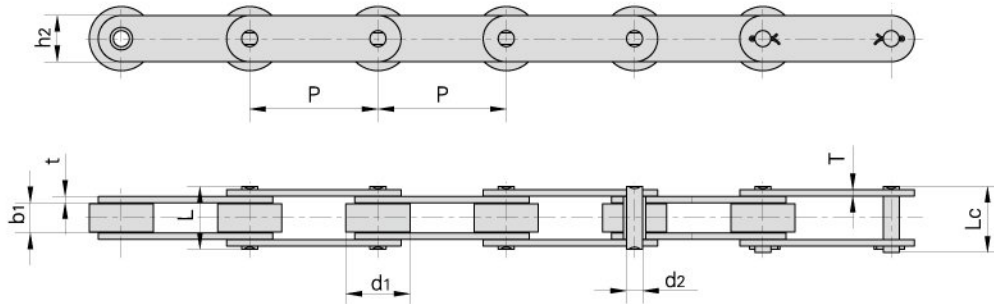
Conveyor chains



Chain No.	Pitch	Roller diameter	Width between inner plates	Pin diameter	Pin length		Inner plate depth	Plate thickness	Ultimate tensile strength	Average tensile strength	Weight per meter
	P	d ₁ max	b ₁ min	d ₂ max	L max	L _c max	h ₂ max	t / T max	Q min	Q ₀	q
	mm	mm	mm	mm	mm	mm	mm	mm	kN/LB	kN	kg/m
P44F1	44.00	25.30	25.00	15.90	86.00	86.00	38.00	10.00	250.0/56202	275.0	8.77
P44.45F1	44.45	22.23	24.70	11.10	62.00	65.50	32.00	6.70	110.0/24745	121.0	7.30
P44.45	44.45	22.23	12.57	5.94	25.90	27.70	18.00	2.42	31.8/7148	35.0	1.73
P45F4	45.00	19.05	19.56	9.53	41.20	45.50	30.00	4.00	75.0/16860	82.5	3.93
P49.8	49.80	28.58	31.55	14.27	64.80	69.60	47.80	6.40	222.4/50030	244.6	10.39
P50	50.00	25.40	25.40	14.63	54.30	57.80	40.00	5.00	100.0/22496	110.0	7.50
*P50F1	50.00	29.21	30.99	17.81	—	66.00	42.20	7.00	210.0/47726	231.0	9.68
P50F7	50.00	24.00	20.00	12.00	51.20	55.50	30.00	6.00	49.0/11023	54.0	5.65
P50F11	50.00	19.05	19.56	10.19	41.30	45.00	28.00	4.50/4.00	95.0/21371	104.5	3.60
P50F2	50.00	31.00	14.50	13.20	33.30	37.00	25.00	3.10	44.0/9891	48.4	3.47
P50F14	50.00	24.00	20.00	12.00	43.00	47.50	30.00	4.00	65.0/14612	71.5	5.08
P50F15	50.00	28.58	31.55	14.27	64.80	69.60	47.80	6.40	222.4/49997	244.6	10.38
P50F3	50.00	31.00	15.00	9.53	35.40	38.65	25.00	4.00	83.0/18659	91.3	4.12
P50F21	50.00	25.40	25.40	14.63	54.00	58.00	40.00	5.00	120.0/26977	132.0	7.35
P50.8F1	50.80	30.00	10.00	11.70	30.20	34.50	26.04	4.00	85.0/19108	93.5	3.60
P63F20	63.00	11.91	12.57	5.94	28.20	31.00	20.00	3.00	31.1/6991	34.2	2.43
P63.5	63.50	19.05	18.90	9.53	44.60	47.20	28.60	5.00	86.7/19704	95.4	3.77
P63.5F12	63.50	31.80	15.25	14.00	38.00	39.50	26.00	4.00	45.0/10116	49.5	4.03
*P69F1	69.85	15.88	17.02	8.28	36.70	39.70	20.60	4.00/3.25	60.8/13677	66.9	1.50
P69F3	69.00	15.88	17.00	8.28	35.20	38.50	20.60	4.00/3.25	60.8/13668	66.9	1.50
P69.85F1	69.85	31.75	25.40	14.27	66.40	73.50	34.93	7.90	170.0/38243	187.0	8.76
P75F8-G-2	75.00	31.80	16.10	8.00	40.00	40.00	22.00	3.20	60.8/13668	66.9	2.43
P76.2F2	76.20	50.00	26.00	24.00	69.60	74.70	59.50	8.00	350.0/79544	385.0	19.00
P76.2F10	76.20	11.91	11.00	5.94	280.00	30.40	18.50	3.25	31.8/7154	35.0	1.30
P76.2F25	76.20	43.18	49.28	23.90	130.00	130.00	60.45	14.20	697.0/156691	766.7	32.30
P76.2F35	76.20	12.07	13.00	8.10	24.50	26.50	18.00	1.85	29.0/6519	31.9	0.77

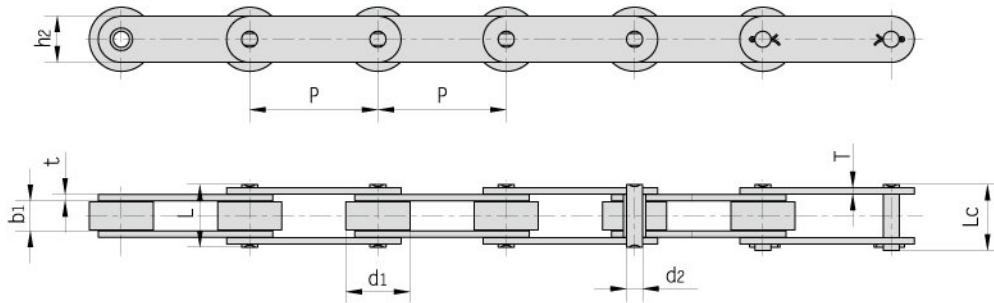
* "∞" sharp plates

Conveyor chains



Chain No.	Pitch	Roller diameter	Width between inner plates	Pin diameter	Pin length		Inner plate depth	Plate thickness	Ultimate tensile strength	Average tensile strength	Weight per meter
	P	d1 max	b1 min	d2 max	L max	Lc max	h2 max	t/T max	Q min	Q0	q
	mm	mm	mm	mm	mm	mm	mm	mm	kN/LB	kN	kg/m
P78.11F11	78.11	31.75	31.75	15.88	86.5	86.5	38.1	9.53	161.6/36329	177.8	11.34
P80F1	80.00	42.00	24.00	15.00	55.0	60.0	60.0	6.00	250.0/56817	275.0	11.90
P80F5	80.00	28.00	34.00	16.00	68.0	72.0	45.0	5.00/8.00	190.0/43181	209.0	8.80
P80F6	80.00	30.00	32.00	15.00	58.6	62.6	60.0	5.00	98.0/22272	108.0	9.75
P80F10	80.00	42.00	22.00	15.00	53.0	58.0	60.0	6.00	250.0/56817	275.0	11.40
P80F37	80.00	26.00	25.00	14.00	59.3	59.3	35.0	6.00/5.00	155.0/34845	170.5	5.72
P80F35	80.00	42.00	23.00	16.00	56.0	61.5	60.0	6.00	160.0/35969	176.0	11.50
P100H	100.00	20.00	28.00	14.00	–	62.0	40.0	5.00	103.0/23170	113.3	4.99
P100F7	100.00	29.00	30.00	14.50	–	71.0	38.1	6.00	95.0/21371	104.5	6.72
P100F25	100.00	25.40	31.50	14.00	62.6	77.5	38.1	6.00	95.0/21371	104.5	6.17
P100F52	100.00	38.00	18.00	9.53	47.0	49.3	32.0	5.00	86.7/19504	95.3	4.67
P100F53	100.00	52.00	21.00	14.00	46.0	51.0	40.0	5.00/4.00	110.0/24745	121.0	7.45
P100F56	100.00	35.00	13.50	10.00	–	46.0	30.0	5.00	70.0/15747	77.0	3.98
P100F77	100.00	38.00	17.50	11.30	48.0	48.0	32.0	4.50	65.0/14612	71.5	4.42
P100F84	100.00	38.00	22.00	9.50	57.5	57.5	35.0	6.00	70.0/15736	77.0	6.27
P100F92	100.00	60.00	38.00	20.00	81.0	94.0	47.0	8.00	220.0/49457	242.0	16.9
P100F111	100.00	29.00	30.00	14.50	71.0	71.0	38.1	6.00	95.0/21356	104.5	6.75
P100F122	100.00	38.00	17.50	11.30	41.8	45.9	32.0	4.50	65.0/14612	71.5	4.33
P101.6F4	101.60	66.70	25.40	26.90	59.2	80.0	51.0	7.10/5.10	134.0/30454	147.4	15.70
P101.6F18	101.60	31.75	15.00	10.00	37.0	41.0	25.0	4.00	40.0/9000	44.0	2.79
P101.6F24	101.60	47.60	22.20	11.11	47.8	52.2	32.0	4.50	75.0/16872	82.5	5.80
P101.6F46	101.60	50.80	29.40	17.50	72.0	77.0	44.5	7.90	177.9/40013	197.4	12.56
P101.6F71	101.60	38.10	25.40	11.10	51.1	55.2	28.7	4.80	52.5/11810	57.8	4.95
P101.6F73	101.60	47.60	19.10	19.00	53.6	58.0	38.1	6.00	66.7/15000	73.4	7.52
P101.6F51	101.60	44.45	28.70	11.10	54.5	60.8	28.7	4.80	53.7/12080	59.0	6.17
P101.6F69	101.60	38.10	23.80	12.70	–	65.1	33.0	6.40	100.0/22496	110.8	6.50
P103.45	103.45	45.21	32.51	23.88	99.0	109.0	63.5	12.70	500.0/112480	535.0	25.00
P103.89	103.89	66.68	57.15	33.32	–	148.0	88.9	15.88	500.0/112480	550.0	55.83

Conveyor chains



Chain No.	Pitch	Roller diameter	Width between inner plates	Pin diameter	Pin length		Inner plate depth	Plate thickness	Ultimate tensile strength	Average tensile strength	Weight per meter
	P	d1 max	b1 min	d2 max	L max	Lc max	h2 max	t / T max	Q min	Q0	q
	mm	mm	mm	mm	mm	mm	mm	mm	kN/LB	kN	kg/m
P125F1	125.0	50.00	55.00	26.00	—	110.00	60.00	8.00	300.0/68181	330.0	13.53
P125F2H	125.0	32.00	18.50	8.00	—	43.00	20.00	4.00	60.0/13497	66.0	2.65
P127F1	127.0	76.20	76.20	38.10	—	186.50	101.60	19.30	1690.0/380178	1860.0	73.85
P150F10	150.0	29.00	30.00	14.00	—	71.00	40.00	6.00	180.0/40492	198.0	5.71
P150F15	150.0	46.00	70.00	18.00	—	133.00	54.00	10.00	200.0/44991	220.0	17.25
RF10150-S	150.0	29.00	30.00	14.50	—	69.00	38.10	6.30	102.5/23295	112.7	6.00
P150.5	150.5	38.12	40.81	16.02	83.5	88.00	44.23	8.50	250.0/56817	275.0	10.00
P152F5	152.4	66.70	25.40	26.90	59.2	80.00	50.00	7.10/5.10	134.0/30454	147.4	12.10
P152F10	152.4	57.20	37.10	15.90	76.8	87.00	44.50	7.90	190.0/43181	209.0	11.29
P152F28	152.4	88.90	38.00	31.80	82.0	89.00	61.00	8.90/7.60	200.0/44992	220.0	23.30
P152F35	152.4	88.90	38.00	23.00	82.0	87.05	61.00	8.90/7.60	266.7/60000	293.4	22.65
P152F37	152.4	66.70	25.40	26.92	64.0	83.50	50.80	7.80/6.500	120.0/27000	132.0	12.22
P152F39	152.4	47.60	19.00	19.00	53.6	58.00	38.10	6.30	120.0/27000	132.0	6.26
P152F49	152.4	63.50	34.00	15.60	—	82.00	65.00	8.00	160.0/35993	176.0	16.30
P152F67	152.4	88.90	101.00	47.63	—	228.70	114.30	22.00	1350.0/303696	1445.0	101.30
P152F42	152.4	63.50	34.90	19.00	—	93.00	50.80	9.50	152.0/34194	168.9	15.80
P152F100	152.4	69.90	38.80	19.00	—	95.50	50.80	9.50	152.0/34194	168.9	17.76
*P154F1	154.0	44.45	85.60	28.60	—	150.00	80.00	12.50	500.0/112480	550.0	31.00
P160F15	160.0	64.00	37.00	15.00	—	100.40	45.00	8.50	160.0/35993	176.0	13.10
P160F16	160.0	69.85	38.10	27.00	—	101.00	50.80	9.00/8.00	160.0/35993	293.7	16.60
P160F16	160.0	69.85	38.10	27.00	—	101.00	50.80	9.00	267.0/60064	296.4	16.60
P160F27	160.0	69.85	38.10	17.53	—	81.00	50.80	6.30	244.0/54890	268.4	13.68
P200F10	200.0	100.00	47.00	25.00	—	103.50	72.00	10.00	308.7/69445	339.6	28.30
P200F15	200.0	40.10	51.40	19.10	—	109.50	50.80	9.50	213.0/47916	236.4	12.58
P228.6F9	228.6	107.95	77.70	31.75	—	173.60	88.90	16.00	598.0/134526	657.0	56.70
P250F36	250.0	100.00	57.20	22.23	—	117.00	63.50	9.50	314.0/70637	348.5	25.70

*Bushing chain: d1 in the table indicate the external diameter of the bushing.